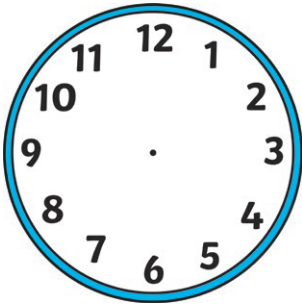



Analogue Time – Quarter To

What's the time?


Draw hands on the clocks to show the time. Remember to draw a short hand to show hours and a long hand to show minutes. Try to point the hands as accurately as you can.




quarter to 2




quarter to 5




quarter to 10




quarter to 8




quarter to 12




quarter to 3




quarter to 9




quarter to 7




quarter to 1



quarter to 4




quarter to 11




quarter to 6


Analogue Time – O'clock Answers




quarter to 2




quarter to 5




quarter to 10




quarter to 8




quarter to 12




quarter to 3




quarter to 9




quarter to 7




quarter to 1



quarter to 4



quarter to 11



quarter to 6